



# ENVIRONMENTAL PRODUCT DECLARATION

In accordance with ISO 14025:2006 and  
EN 15804:2012+A2:2019/AC:2021 for:

## webermin 208 rivputs fin

Version: 1


Date of publication: 2025/10/08

Validity: 5 years

Validity date: 2030/10/07



The International EPD® System  
Programme operator: EPD International AB  
Registration number: EPD-IES-0024925



An EPD may be updated or depublished if conditions change. To find the latest version of the EPD and confirm its validity, see [www.environdec.com](http://www.environdec.com)

# GENERAL INFORMATION

## Programme information

**PROGRAMME:** The International EPD® System  
**ADDRESS:** EPD International AB - Box 210 60 - SE-100 31 Stockholm – Sweden  
**WEBSITE:** [www.environdec.com](http://www.environdec.com)  
**E-MAIL:** [support@environdec.com](mailto:support@environdec.com)

---

## PCR information

### Product Category rules (PCR)

CEN standard EN 15804:2012+A2:2019/AC:2021 as the Core Product Category Rules (PCR)

**Product category rules (PCR):** PCR 2019:14 Construction Products, version 2.0.1

**PCR review was conducted by:** The Technical Committee of the International EPD® System

See [www.environdec.com](http://www.environdec.com) for a list of members.

**Chairs of the PCR review:** Rob Rouwette (chair), Noa Meron (co-chair).

---

## Verification

External and independent ('third-party') verification of the declaration and data, according to ISO 14025:2006, via

EPD verification through:

Individual EPD verification without a pre-verified LCA/EPD tool

**Independent third-party verification of the declaration and data, according to ISO 14025:2006:**

EPD verification by individual verifier

**Third party verifier:** Dr. Andrew Norton, Renuables Ltd. E-mail: [a.norton@renuables.co.uk](mailto:a.norton@renuables.co.uk)

Approved by: The International EPD© System

**Procedure for follow-up of data during EPD validity involves third part verifier:**  Yes  No

---

## Ownership and limitation on use of EPD

The EPD owner has the sole ownership, liability and responsibility for the EPD.

EPDs within the same product category but published in different EPD programmes, may not be comparable. For two EPDs to be comparable, they shall be based on the same PCR (including the same first-digit version number) or be based on fully aligned PCRs or versions of PCRs; cover products with identical functions, technical performances and use (e.g. identical declared/functional units); have identical scope in terms of included life-cycle stages (unless the excluded life-cycle stage is demonstrated to be insignificant); apply identical impact assessment methods (including the same version of characterization factors); and be valid at the time of comparison.

## Information about EPD Owner

**Address and contact information about the EPD owner:** Saint-Gobain Sweden AB, Norra Malmvägen 76, 191 62 Sollentuna. <https://www.saint-gobain.se/>

**Description of the organization of the EPD owner:** Saint-Gobain Sweden AB, is a leading provider of sustainable building materials in Nordic, specializing in dry mortar solutions for floors, façades, and wet rooms. As part of the global Saint-Gobain Group, Saint-Sweden AB supports healthy construction systems and environmentally responsible building practices, offering innovative products tailored to both professional builders and DIY enthusiasts.

**Management system-related certification:** ISO 9001 (Certificate No.: SE009960), ISO 14001 (Certificate No.: SE009958)

**LCA practitioner:** Malin Dalborg, ([malin.dalborg@saint-gobain.com](mailto:malin.dalborg@saint-gobain.com)) Norra Malmvägen 76, 191 62 Sollentuna

**Communication:** The intended use of this EPD is for B2B communication.

## Product information

**Product name:** webermin 208 rivputs fin

**Visual representation of the product:**

**UN CPC CODE:** 37510 Non-refractory mortars and concretes

**Manufacturing site:** Saint-Gobain Sweden AB, Weber, Norrängsgatan 35A, 733 38 Sala

**GTIN number:** 7391479771342



## Product description

This Environmental Product Declaration (EPD®) describes the environmental impacts of 1 kg of webermin 208 rivputs fin in 20 kg bags.

webermin 208 rivputs fin is a factory-made, fully coloured, decorative mineral render based on lime and cement with well-graded dolomite as aggregate. A high-quality surface plaster used where high demands are placed on appearance, durability and permanence. Contains mica which gives the plaster a special lustre. Pumpable. Surface layer variants: Scraped with a nail board, surface with a finer structure than a traditional scraper plaster.

**For more information:** <https://www.se.weber/fasad-puts-och-murbruk-produkter-och-system/putsfarg-ytputs/webermin-208-rivputs-fin>

All figures in this EPD refers to 1 kg webermin 208 rivputs fin standard white

Description	Value	Unit
webermin 208 rivputs fin	1	Kg/DU
Lifespan	50	Years

## Technical data/physical characteristics:

Parameter	Value / Description	
Reaction to fire	Euroclass A1	EN 13501-1
Installation information (kg/m <sup>2</sup> )	Ca 25 kg/m <sup>2</sup>	-
Compressive strength 28 days	CS II	EN 1015-11

## Content declaration

Description of the main components and/or materials:

Product components	Weight (%)	Post-consumer recycled material weight (%)	Biogenic material, kg C/DU
Binder	10 – 30 %	0%	0 kg C/DU
Minerals	70 – 90 %	0%	0 kg C/DU
Additives	< 1%	0%	0,000202 kg C/DU
Sum	100%	0%	0,000202 kg C/DU

Packaging materials	Weight (kg)	Weight versus the product (%)	Biogenic material, kg C/DU
Composite bag	0,00395 kg	0,395 %	0,0011 kg C/DU
LDPE	0,00073 kg	0,073 %	0 kg C/DU
Wooden pallet	0,026 kg	2,6 %	0,011 kg C/DU

## Hazardous substances

At the date of issue of this declaration, there is no “Substance of Very High Concern” (SVHC) in concentration above 0.1% by weight, in product or packaging, following the European REACH regulation (Registration, Evaluation, Authorization and Restriction of Chemicals).

## LCA information

<b>TYPE OF EPD</b>	Cradle to gate with options, module C1-C4, module D and optional modules (A4–A5 + B1–B7).
<b>DECLARED UNIT</b>	1 kg of webermin 208 rivputs fin
<b>SYSTEM BOUNDARIES</b>	Cradle to gate with options, module C1-C4, module D and optional modules (A4–A5 + B1–B7).
<b>REFERENCE SERVICE LIFE (RSL)</b>	The Reference Service Life (RSL) of the mortar product is 50 years. This 50-year value is the amount of time that we recommend our products last for without refurbishment and corresponds to standard building design life.
<b>CUT-OFF RULES</b>	<p>In the case that there is not enough information, the process energy and materials representing less than 1% of the whole energy and mass used can be excluded (if they do not cause significant impacts). The addition of all the inputs and outputs excluded cannot be bigger than the 5% of the whole mass and energy used, as well of the emissions to environment occurred.</p> <p>Flows related to human activities such as employee transport are excluded.</p> <p>The construction of plants, production of machines and transportation systems are excluded since the related flows are supposed to be negligible compared to the production of the building product when compared at these systems lifetime level.</p>
<b>ALLOCATIONS</b>	<p>Allocation has been avoided when possible and when not possible a mass allocation has been applied.</p> <p>The polluter pays and the modularity principles as well have been followed.</p>
<b>DATA QUALITY ASSESSMENT</b>	Data quality of primary and secondary data had been judged by its precision (measured, calculated, or estimated), completeness (e.g., unreported emissions), consistency (degree of uniformity of the methodology applied), and representativeness (geographical, technological, and temporal).
<b>GEOGRAPHICAL COVERAGE AND TIME PERIOD</b>	<p>Scope: Sweden</p> <p>Data is collected from one production site Sala located in Sweden</p> <p>Data collected for the year 2024</p>
<b>BACKGROUND DATA SOURCE</b>	The databases Sphera CUP2024.2 and ecoinvent v.3.10 EF Package 3.1
<b>SOFTWARE</b>	Sphera LCA for experts (GaBi) 10.9

---

## Data quality declaration

Data quality information according to EN 15941	
<b>Data Collection</b>	2024
<b>Site used</b>	Sala, Sweden
<b>Geography</b>	Sweden
<b>Technology</b>	Mortars are produced by mixing cement, others minerals and some additives
<b>Averaging</b>	Production weighted average covering 100 % of production by the company
<b>LCI/LCA database</b>	Sphera CUP2024.2 and ecoinvent v.3.10
<b>EPD used</b>	The supply of cement and packaging was modelled using a supplier EPD
<b>Data Quality Scheme</b>	EN 15804:2012+A2:2019, Annex E, Table E.2
<b>Use of Fair data with more than 30 % of a core impact</b>	None
<b>Use of Poor relevant data</b>	None
<b>Use of very Poor relevant data</b>	None

The table declares the primary data used for the life cycle model, along with their contribution to the A1-A3 GWP-GHG.

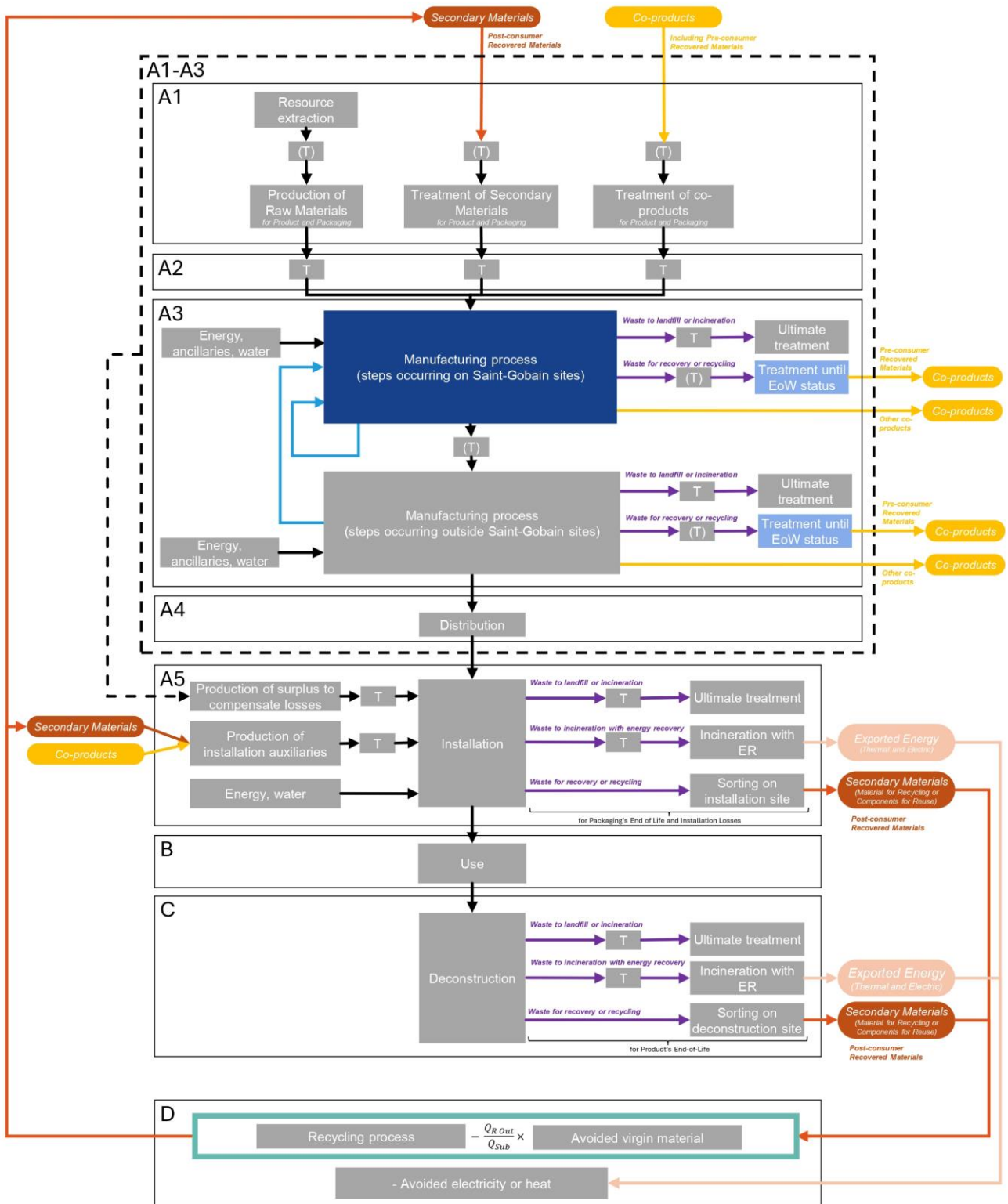
Process	Source type	Source	Reference year	Data category	A1-A3 GWP-GHG [kg CO <sub>2</sub> eq.]
<b>Raw Material from EPD</b>					
CEM I	EPD	EPD International	2024	Primary/ Secondary data	24,3%
<b>Manufacturing process</b>					
Energy specific	Database	Sphera 2024.2	<5 years old	Primary data	0,8%
<b>Transportation</b>					
A2_Transport_Specific	Database	Sphera 2024.2 /ecoinvent 3.10	<5 years old	Primary data	4,5%
<b>Total share of primary data</b>					<b>29%</b>

## Description of system boundaries

System boundaries (X=included. MND=module not declared)

	PRODUCT STAGE			CONSTRUCTION STAGE		USE STAGE							END OF LIFE STAGE				BENEFITS AND LOADS BEYOND THE SYSTEM BOUNDARY
	Raw material supply	Transport	Manufacturing	Transport	Construction-Installation process	Use	Maintenance	Repair	Replacement	Refurbishment	Operational energy use	Operational water use	De-construction demolition	Transport	Waste processing	Disposal	Reuse-recovery
Module	A1	A2	A3	A4	A5	B1	B2	B3	B4	B5	B6	B7	C1	C2	C3	C4	D
Modules declared	X	X	X	X	X	X	X	X	X	X	X	X	X	X	X	X	X
Geography	GLO	GLO	SE	SE	SE	SE	-	-	-	-	-	-	SE	SE	SE	SE	SE

# Process flow diagram



caption

Type of flows		Location of life Cycle Step	
	Internal recycling (not leaving the system)		Saint-Gobain site
	Recovered Material (recycled or reused). Treated with waste allocation(*)		Saint-Gobain site or External
	Co-product. Treated with co-product allocation(*)		External/Other
	Waste (*)		T Transport
	Other		

(\*)As defined by EN15804+A2

# Life cycle stages

## A1-A3. Product stage

The product stage of plaster products is subdivided into 3 modules A1, A2 and A3 respectively “raw material supply”, “transport to manufacturer” and “manufacturing”.

### A1. Raw materials supply

This module includes the extraction and transformation of raw materials.

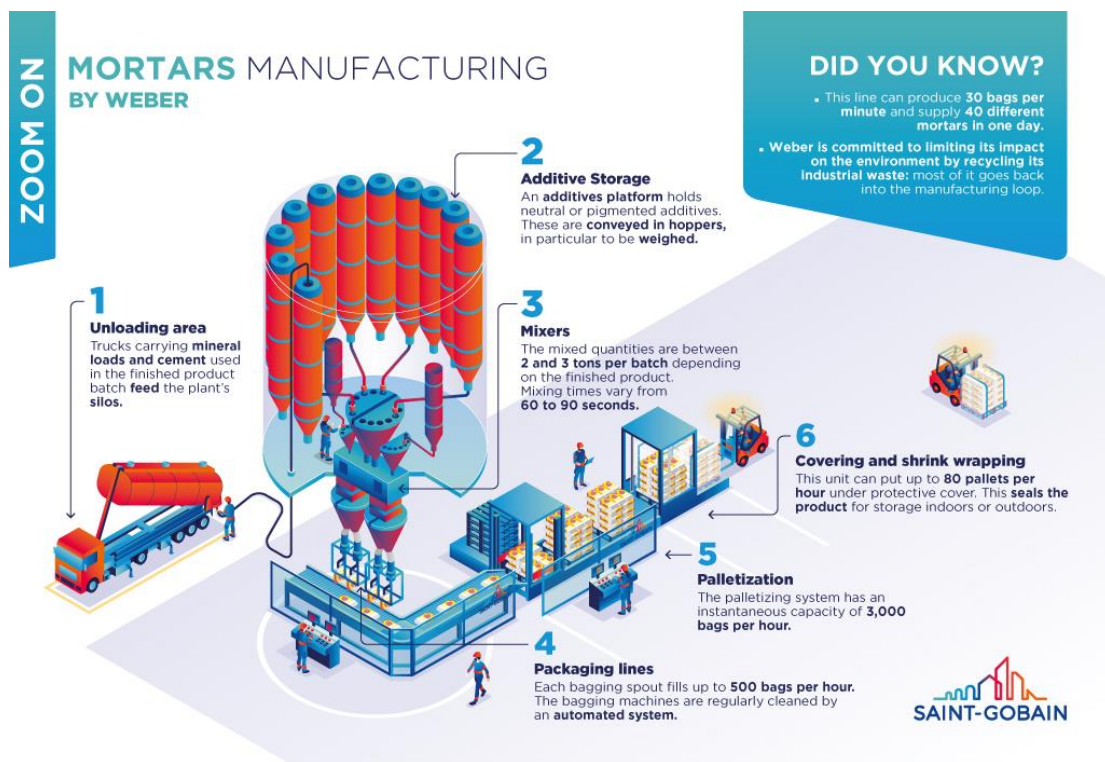
### A2. Transport to the manufacturer

This module includes the transportation of raw materials and packaging to the manufacturing site. The modelling includes road, boat and/or train transportations.

### A3. Manufacturing

This module includes the manufacture of products and the manufacture of packaging. The production of packaging material is considered at this stage. The processing of any waste arising from this stage is also included.

## Manufacturing process flow diagram



The manufacturing activities include grinding, drying, storing, mixing, packing and internal transportation. Packaging-related flows in the production process and all up-stream packaging are included in the manufacturing module, i.e., wooden pallets, bags, and LDPE film.

## A4-A5. Construction process stage

The construction process is divided into 2 modules: A4, Transport to the building site and A5, Installation in the building.

#### A4. Transport to the building site

This module includes transport from the production gate to the building site. Transport is calculated based on a scenario with the parameters described in the following table.

PARAMETER	VALUE
<b>Fuel type and consumption of vehicle or vehicle type used for transport e.g. long-distance truck, boat, etc.</b>	Freight truck, maximum load weight of 27 t and consumption of 0,38 liters diesel per km.
<b>Distance</b>	Real 24 t payload 300 km by truck
<b>Capacity utilisation (including empty returns)</b>	100% of the capacity in mass 30% of empty returns
<b>Bulk density of transported products</b>	1800 kg/m <sup>3</sup>
<b>Volume capacity utilisation factor</b>	1 (by default)

#### A5. Installation in the building

This module includes: the installation of the product, the surplus of raw materials and packaging (cradle to gate) to compensate for the loss of product during the installation, the transport and management of packaging and product waste.

In this module the following was taken into consideration:

- Energy used in the equipment to prepare the product.

Not taken into consideration:

- Additional accessories for installation
- Energy used to install the product (manual tools are used instead).

PARAMETER	VALUE / DESCRIPTION
<b>Ancillary materials for installation (specified by materials)</b>	None
<b>Water use</b>	0,20 l/kg of product
<b>Other resource use</b>	None
<b>Quantitative description of energy type (regional mix) and consumption during the installation process</b>	0,00396 MJ/kg of product
<b>Wastage of materials on the building site before waste processing, generated by the product's installation (specified by type)</b>	5% losses during installation
<b>Output materials (specified by type) as results of waste processing at the building site e.g. of collection for recycling, for energy recovering, disposal</b>	Product waste: 50% recycling, 50% landfill Packaging waste: Composite bag: 100% landfill LDPE film: 10% recycling, 90% energy recovery Wooden pallet: 100% landfill
<b>Use of pallet</b>	8 times before end of life
<b>Distance to waste treatment facilities</b>	Landfill and recycling: 80 km Energy recovery: 130 km
<b>Direct emissions to ambient air, soil, and water</b>	None

## B1-B7. Use stage (excluding potential savings)

The use stage is divided into the following modules:

- **B1: Carbonation**  
Potential carbonation is calculated according to the methodology proposed in the c-C-PCR: 2019:14-c-PCR-017 Technical-chemical products (for construction sector) (c-PCR to PCR 2019:14) adopted from EPD Norway 2022-07-08
  - Hypothesis:
    - Concrete strength class < 16 MPa
    - Apply on a building outdoor exposed to rain
    - k-factor = 5,5 mm/(year<sup>0,5</sup>)
- **B2: Maintenance**
- **B3: Repair**
- **B4: Replacement**
- **B5: Refurbishment**
- **B6: Operational energy use**
- **B7: Operational water use**

The product has a reference service life of 50 years. This assumes that the product will last in situ with no requirements for maintenance, repair, replacement, or refurbishment throughout this period. Therefore, it has no impact at this stage.

## C1-C4. End of Life Stage

This stage includes the next modules:

- **C1: Deconstruction, demolition.** The de-construction and/or dismantling of the product take part of the demolition of the entire building. The energy considered for demolition is 0.018 MJ/kg
- **C2: Transport to waste processing**
- **C3: Waste processing for reuse, recovery and/or recycling**
- **C4: Waste disposal,** including physical pre-treatment and site management.

### Description of the scenarios and additional technical information for the end of life:

PARAMETER	VALUE/DESCRIPTION
Collection process specified by type	1 kg mortar + part of water from A5 collected with mixed construction waste
Recovery system specified by type	90% recycling
Disposal specified by type	10% landfill
Assumptions for scenario development (e.g. transportation)	The waste will be transported by truck with 24 t payload, using diesel as a fuel consuming 0.38 liters per km Transport distance to landfill: 80 km Transport distance to recycling: 80 km

## **D. Reuse/recovery/recycling potential**

In the module D are declared the environmental benefits and loads from reusable products, recyclable materials, or energy recovery. Module D considers:

- Inputs of secondary materials: recycled raw materials for product and packaging (pre- and post-consumer),
- Outputs of secondary materials: product and/or packaging sent to recycling,
- Exported energy (electric or thermal): product and/or packaging sent to incineration with energy recovery.

## Environmental performance

As specified in EN 15804:2012+A2:2019/AC:2021 and the Product-Category Rules, the environmental impacts are declared and reported using the baseline characterization factors based on EF 3.1. Raw materials and energy consumption, as well as transport distances have been taken directly from the manufacturing plant.

The estimated impact results are only relative statements which do not indicate the end points of the impact categories, exceeding threshold values, safety margins or risks.

The results of the end-of-life stage (modules C1-C4) should be considered when using the results of the product stage (modules A1-A3)

**Disclaimer 1:** The results of this environmental impact indicator shall be used with care as the uncertainties on these results are high or as there is limited experienced with the following indicators:

- Resource use, mineral and metals [kg Sb eq.]
- Resource use, energy carriers [MJ]
- Water deprivation potential [m<sup>3</sup> world equiv.]
- Land use [Pt]
- Human toxicity (cancer) [CTUh]
- Human toxicity(noncancer) [CTUh]
- Ecotoxicity (freshwater [CTUe]

**Disclaimer 2:** The impact category Ionizing radiation, human health [kBq U235 eq.] deals mainly with the eventual impact of low dose ionizing radiation on human health of the nuclear fuel cycle. It does not consider effects due to possible nuclear accidents, occupational exposure nor due to radioactive waste disposal in underground facilities. Potential ionizing radiation from the soil, from radon and from some construction material is also not measured by this indicator.

**Disclaimer 3:** The assumptions for the modules are in accordance with the project report (LCA study).








The following non-mandatory additional environmental indicators are not declared:

- Ecotoxicity freshwater [CTUe]
- Particulate Matter emissions [Disease incidence]
- Cancer human health effects [CTUh]
- Ionizing radiation - human health [kBq U235 eq.]
- Non-cancer human health effects [CTUh]
- Land Use [Pt].

Results refer to a declared unit of 1 kg of webermin 208 rivputs fin.











The following results corresponds to a single product manufactured in a single plant.

# Environmental Impacts

Environmental indicators		PRODUCT STAGE	CONSTRUCTION STAGE		USE STAGE						END OF LIFE STAGE				BENEFITS AND LOADS BEYOND THE LIFE CYCLE	
		A1 / A2 / A3	A4 Transport	A5 Installation	B1 Use	B2 Maintenance	B3 Repair	B4 Replacement	B5 Refurbishment	B6 Operational energy use	B7 Operational water use	C1 Deconstruction / demolition	C2 Transport	C3 Waste processing	C4 Disposal	D Reuse, recovery, recycling
	Climate Change [kg CO <sub>2</sub> eq.]	1,54E-01	2,26E-02	5,73E-02	-6,22E-02	0	0	0	0	0	0	1,79E-03	6,77E-03	3,44E-03	1,71E-03	-1,99E-03
	Climate Change (fossil) [kg CO <sub>2</sub> eq.]	1,84E-01	2,22E-02	1,17E-02	-6,22E-02	0	0	0	0	0	0	1,78E-03	6,64E-03	2,68E-03	1,61E-03	-1,96E-03
	Climate Change (biogenic) [kg CO <sub>2</sub> eq.]	-3,12E-02	6,11E-05	4,55E-02	0	0	0	0	0	0	0	1,53E-06	1,84E-05	7,25E-04	8,84E-05	-9,03E-06
	Climate Change (land use change) [kg CO <sub>2</sub> eq.]	4,91E-04	3,67E-04	5,25E-05	0	0	0	0	0	0	0	6,50E-08	1,10E-04	3,62E-05	9,66E-06	-1,58E-05
	Ozone depletion [kg CFC-11 eq.]	1,57E-09	2,20E-15	8,00E-11	0	0	0	0	0	0	0	1,52E-16	6,89E-16	4,83E-15	4,34E-15	-1,44E-14
	Acidification terrestrial and freshwater [Mole of H <sup>+</sup> eq.]	6,35E-04	2,45E-05	3,76E-05	0	0	0	0	0	0	0	4,09E-06	7,59E-06	1,34E-05	1,14E-05	-1,01E-05
	Eutrophication freshwater [kg P eq.]	9,27E-06	9,32E-08	4,75E-07	0	0	0	0	0	0	0	3,41E-10	2,79E-08	1,04E-08	3,66E-09	-7,81E-09
	Eutrophication marine [kg N eq.]	9,46E-05	8,07E-06	6,55E-06	0	0	0	0	0	0	0	1,65E-06	2,55E-06	6,16E-06	2,94E-06	-3,61E-06
	Eutrophication terrestrial [Mole of N eq.]	1,55E-03	9,84E-05	9,72E-05	0	0	0	0	0	0	0	1,80E-05	3,10E-05	6,81E-05	3,24E-05	-3,98E-05
	Photochemical ozone formation - human health [kg NMVOC eq.]	4,93E-04	2,29E-05	3,00E-05	0	0	0	0	0	0	0	4,85E-06	7,15E-06	1,71E-05	9,00E-06	-9,80E-06
	Resource use, mineral and metals [kg Sb eq.] <sup>1</sup>	6,71E-07	1,86E-09	3,39E-08	0	0	0	0	0	0	0	4,30E-11	5,58E-10	2,81E-09	1,04E-10	-2,14E-10
	Resource use, energy carriers [MJ] <sup>1</sup>	2,02E+00	2,85E-01	1,35E-01	0	0	0	0	0	0	0	2,31E-02	8,54E-02	5,01E-02	2,12E-02	-2,97E-02
	Water deprivation potential [m <sup>3</sup> world equiv.] <sup>1</sup>	4,04E-02	3,25E-04	1,47E-02	0	0	0	0	0	0	0	4,85E-06	9,78E-05	5,12E-04	1,84E-04	-2,37E-04

<sup>1</sup> The results of this environmental impact indicator shall be used with care as the uncertainties on these results are high or as there is limited experienced with the indicator


# Resources Use

Resources Use indicators	PRODUCT STAGE	CONSTRUCTION STAGE		USE STAGE							END OF LIFE STAGE				BENEFITS AND LOADS BEYOND THE LIFE CYCLE
	A1 / A2 / A3	A4 Transport	A5 Installation	B1 Use	B2 Maintenance	B3 Repair	B4 Replacement	B5 Refurbishment	B6 Operational energy use	B7 Operational water use	C1 Deconstruction / demolition	C2 Transport	C3 Waste processing	C4 Disposal	D Reuse, recovery, recycling
 Use of renewable primary energy (PERE) [MJ] <sup>2</sup>	1,03E+00	2,41E-02	5,93E-02	0	0	0	0	0	0	0	1,15E-04	7,24E-03	5,34E-03	3,70E-03	-1,10E-02
 Primary energy resources used as raw materials (PERM) [MJ] <sup>2</sup>	4,77E-01	0	-3,36E-01	0	0	0	0	0	0	0	0	0	0	0	0
 Total use of renewable primary energy resources (PERT) [MJ] <sup>2</sup>	1,51E+00	2,41E-02	-2,77E-01	0	0	0	0	0	0	0	1,15E-04	7,24E-03	5,34E-03	3,70E-03	-1,10E-02
 Use of non-renewable primary energy (PENRE) [MJ] <sup>2</sup>	1,44E+00	2,85E-01	1,06E-01	0	0	0	0	0	0	0	2,31E-02	8,54E-02	5,01E-02	2,12E-02	-2,97E-02
 Non-renewable primary energy resources used as raw materials (PENRM) [MJ] <sup>2</sup>	5,88E-01	0	2,94E-02	0	0	0	0	0	0	0	0	0	0	0	0
 Total use of non-renewable primary energy resources (PENRT) [MJ] <sup>2</sup>	2,03E+00	2,85E-01	1,36E-01	0	0	0	0	0	0	0	2,31E-02	8,54E-02	5,01E-02	2,12E-02	-2,97E-02
 Use of secondary material (SM) [kg]	1,40E-03	0	7,00E-05	0	0	0	0	0	0	0	0	0	0	0	0
 Use of renewable secondary fuels (RSF) [MJ]	2,30E-02	0	1,15E-03	0	0	0	0	0	0	0	0	0	0	0	0
 Use of non-renewable secondary fuels (NRSF) [MJ]	0	0	0	0	0	0	0	0	0	0	0	0	0	0	0
 Use of net fresh water (FW) [m <sup>3</sup> ]	9,77E-04	2,71E-05	3,47E-04	0	0	0	0	0	0	0	1,74E-07	8,12E-06	1,49E-05	5,63E-06	-9,67E-06

<sup>2</sup> From EPD International Construction Product PCR 1.3.2 (Annex 3). The option B was retained to calculate the primary energy use indicators.





## Additional voluntary indicators from EN 15804

		PRODUCT STAGE	CONSTRUCTION STAGE		USE STAGE						END OF LIFE STAGE				BENEFITS AND LOADS BEYOND THE LIFE CYCLE	
Environmental indicators		A1 / A2 / A3	A4 Transport	A5 Installation	B1 Use	B2 Maintenance	B3 Repair	B4 Replacement	B5 Refurbishment	B6 Operational energy use	B7 Operational water use	C1 Deconstruction / demolition	C2 Transport	C3 Waste processing	C4 Disposal	D Reuse, recovery, recycling
	GWP-GHG [kg CO <sub>2</sub> eq.] <sup>3</sup>	1,99E-01	2,24E-02	1,26E-02	-6,22E-02	0	0	0	0	0	0	1,77E-03	6,72E-03	2,69E-03	1,62E-03	-1,97E-03








<sup>3</sup> The indicator includes all greenhouse gases included in GWP-total but excludes biogenic carbon dioxide uptake and emissions and biogenic carbon stored in the product. This indicator is thus almost equal to the GWP indicator originally defined in EN 15804:2012+A1:2013.

## Information on biogenic carbon content

		PRODUCT STAGE
Biogenic Carbon Content in kg C		A1 / A2 / A3
	Biogenic carbon content in product [kg]	2,02E-04
	Biogenic carbon content in packaging [kg]	1,22E-02

*Note: 1 kg biogenic carbon is equivalent to 44/12 kg CO<sub>2</sub>.*

# Environmental Impacts

Environmental indicators		100% landfill					100% recycling				
		END OF LIFE STAGE				REUSE, RECOVER Y, RECYCLIN G	END OF LIFE STAGE				REUSE, RECOVER Y, RECYCLIN G
		C1 Deconstruction / demolition	C2 Transport	C3 Waste processing	C4 Disposal	D Reuse, recovery, recycling	C1 Deconstruction / demolition	C2 Transport	C3 Waste processing	C4 Disposal	D Reuse, recovery, recycling
	Climate Change (total) [kg CO <sub>2</sub> eq.]	1,79E-03	6,78E-03	0	1,71E-02	-5,19E-05	1,79E-03	6,77E-03	3,82E-03	0	-2,20E-03
	Climate Change (fossil) [kg CO <sub>2</sub> eq.]	1,78E-03	6,65E-03	0	1,61E-02	-5,12E-05	1,78E-03	6,64E-03	2,97E-03	0	-2,17E-03
	Climate Change (biogenic) [kg CO <sub>2</sub> eq.]	1,53E-06	1,90E-05	0	8,84E-04	-2,36E-07	1,53E-06	1,83E-05	8,06E-04	0	-1,00E-05
	Climate Change (land use change) [kg CO <sub>2</sub> eq.]	6,50E-08	1,11E-04	0	9,66E-05	-4,13E-07	6,50E-08	1,10E-04	4,02E-05	0	-1,75E-05
	Ozone depletion [kg CFC-11 eq.]	1,52E-16	9,69E-16	0	4,34E-14	-3,76E-16	1,52E-16	6,58E-16	5,37E-15	0	-1,59E-14
	Acidification terrestrial and freshwater [Mole of H <sup>+</sup> eq.]	4,09E-06	8,83E-06	0	1,14E-04	-2,63E-07	4,09E-06	7,46E-06	1,49E-05	0	-1,12E-05
	Eutrophication freshwater [kg P eq.]	3,41E-10	2,81E-08	0	3,66E-08	-2,04E-10	3,41E-10	2,79E-08	1,16E-08	0	-8,66E-09
	Eutrophication marine [kg N eq.]	1,65E-06	3,18E-06	0	2,94E-05	-9,43E-08	1,65E-06	2,48E-06	6,85E-06	0	-4,00E-06
	Eutrophication terrestrial [Mole of N eq.]	1,80E-05	3,79E-05	0	3,24E-04	-1,04E-06	1,80E-05	3,02E-05	7,57E-05	0	-4,42E-05
	Photochemical ozone formation - human health [kg NMVOC eq.]	4,85E-06	8,76E-06	0	9,00E-05	-2,56E-07	4,85E-06	6,97E-06	1,90E-05	0	-1,09E-05
	Resource use, mineral and metals [kg Sb eq.]	4,30E-11	5,73E-10	0	1,04E-09	-5,59E-12	4,30E-11	5,56E-10	3,12E-09	0	-2,37E-10
	Resource use, energy carriers [MJ]	2,31E-02	8,66E-02	0	2,12E-01	-7,77E-04	2,31E-02	8,53E-02	5,56E-02	0	-3,30E-02
	Water deprivation potential [m <sup>3</sup> world equiv.]	4,85E-06	1,02E-04	0	1,84E-03	-6,19E-06	4,85E-06	9,73E-05	5,68E-04	0	-2,62E-04









# Resources Use

## Resources Use indicators

	100% landfill						100% recycling				
	END OF LIFE STAGE					REUSE, RECOVERY, RECYCLING	END OF LIFE STAGE				REUSE, RECOVERY, RECYCLING
	C1 Deconstruction / demolition	C2 Transport	C3 Waste processing	C4 Disposal	D Reuse, recovery, recycling		C1 Deconstruction / demolition	C2 Transport	C3 Waste processing	C4 Disposal	D Reuse, recovery, recycling
 Use of renewable primary energy (PERE) [MJ]	1,15E-04	7,21E-03	0	3,70E-02	-2,87E-04		1,15E-04	7,21E-03	5,93E-03	0	-1,22E-02
 Primary energy resources used as raw materials (PERM) [MJ] *	0	0	0	0	0		0	0	0	0	0
 Total use of renewable primary energy resources (PERT) [MJ]	1,15E-04	7,21E-03	0	3,70E-02	-2,87E-04		1,15E-04	7,21E-03	5,93E-03	0	-1,22E-02
 Use of non-renewable primary energy (PENRE) [MJ]	2,31E-02	8,53E-02	0	2,12E-01	-7,77E-04		2,31E-02	8,53E-02	5,56E-02	0	-3,30E-02
 Non-renewable primary energy resources used as raw materials (PENRM) [MJ] *	0	0	0	0	0		0	0	0	0	0
 Total use of non-renewable primary energy resources (PENRT) [MJ]	2,31E-02	8,53E-02	0	2,12E-01	-7,77E-04		2,31E-02	8,53E-02	5,56E-02	0	-3,30E-02
 Input of secondary material (SM) [kg]	0	0	0	0	0		0	0	0	0	0
 Use of renewable secondary fuels (RSF) [MJ]	0	0	0	0	0		0	0	0	0	0
 Use of non-renewable secondary fuels (NRSF) [MJ]	0	0	0	0	0		0	0	0	0	0
 Use of net fresh water (FW) [m <sup>3</sup> ]	1,74E-07	8,10E-06	0	5,63E-05	-2,53E-07		1,74E-07	8,10E-06	1,66E-05	0	-1,07E-05

\* For this study, both the product and its packaging are reported in the indicators "Use of renewable primary energy resources used as raw materials" ("PERM") and "Use of non-renewable primary energy resources used as raw materials" ("PENRM"). PERM and PENRM are reported as negative values when materials are recycled or recovered, but not when landfilled.

## Waste Category & Output flows

Waste Category & Output Flows		100% landfill					100% recycling				
		END OF LIFE STAGE				REUSE, RECOVERY, RECYCLING	END OF LIFE STAGE				REUSE, RECOVERY, RECYCLING
		C1 Deconstruction / demolition	C2 Transport	C3 Waste processing	C4 Disposal	D Reuse, recovery, recycling	C1 Deconstruction / demolition	C2 Transport	C3 Waste processing	C4 Disposal	D Reuse, recovery, recycling
	Hazardous waste disposed (HWD) [kg]	7,13E-13	2,76E-12	0	5,29E-11	-5,03E-13	7,13E-13	2,76E-12	8,05E-12	0	-2,14E-11
	Non-hazardous waste disposed (NHWD) [kg]	4,86E-06	1,33E-05	0	1,08E+00	-1,08E-03	4,86E-06	1,33E-05	1,53E-05	0	-4,59E-02
	Radioactive waste disposed (RWD) [kg]	2,61E-08	1,10E-07	0	2,23E-06	-5,14E-08	2,61E-08	1,10E-07	7,00E-07	0	-2,18E-06
	Components for re-use (CRU) [kg]	0	0	0	0	0	0	0	0	0	0
	Materials for Recycling (MFR) [kg]	0	0	0	0	0	0	0	1,08E+00	0	0
	Material for Energy Recovery (MER) [kg]	0	0	0	0	0	0	0	0	0	0
	Exported electrical energy (EEE) [MJ]	0	0	0	0	0	0	0	0	0	0
	Exported thermal energy (EET) [MJ]	0	0	0	0	0	0	0	0	0	0

# Declaration of variation

## Variation between sites

This EPD covers a single product manufactured at one site. The variation in the GWP-GHG indicator is 0%.

## Additional environmental information:

### Electricity information

The Weber factory based in Sala uses electricity with Guarantee of Origin certificate (GO). Hence, the electricity mix considered for the manufacturing of the studied product is modelled according to the electricity mix described in the Guarantee of Origin certificate. The amount of electricity purchased with GO covers 100% of the electricity consumption on the manufacturing site.

Parameter	VALUE / DESCRIPTION
<b>Location</b>	Representative of the Guarantee of Origin purchased by Saint-Gobain Sweden AB, Weber
<b>Share of electricity covered by Guarantee of Origin</b>	100% of the energy consumption is covered by the GO 0% of electricity consumption is covered by residual mix
<b>Energy sources for electricity</b>	Share of energy sources Photovoltaic 36% Wind 64% 2% transmission losses
<b>Dataset version</b>	Sphera CUP2024.2 ecoinvent 3.10
<b>Source</b>	Guarantee of Origin certificate: Entelios (supplier of GO)
<b>GWP-GHG CO<sub>2</sub> eq.</b>	Photovoltaic 0,031 kg of CO <sub>2</sub> eq./kWh Wind: 0,013 kg of CO <sub>2</sub> eq./kWh

An EPD is valid for 5 years. Therefore, the GO will be prolonged continuously to be valid for the whole validity of the EPD. If not prolonged, the EPD will be updated.

### Other additional environmental à information

The density of webermin is 1,8 kg/dm<sup>3</sup>, GWP-GHG impact for A1-A3 is 0,358 CO<sub>2</sub>eq/m<sup>2</sup>/mm

## Additional social and economic information

No additional information displayed

## Version history

This EPD is the first version

## ABBREVIATIONS

DU	Declared unit
EPD	Environmental Product Declaration
eq.	equivalents
FU	Functional unit
g	gram
GHG	Green House Gases
GJ	Giga Joules (as Net Calorific Value)
GO	Guaranties of origin
GWP	Global Warming Potential
kg	kilogram
kWh	kilowatt-hour
L	liter
LCA	Life Cycle Assessment
LCI	Life Cycle Inventory Analysis
LCIA	Life Cycle Impact Assessment
MJ	Mega Joules (as Net Calorific Value)
PCR	Product Category Rules
RSL	Reference Service Life (in years)
ton	metric ton

## References

1. ISO 14040:2006 Environmental Management-Life Cycle Assessment-Principles and framework.
2. ISO 14044:2006 Environmental Management-Life Cycle Assessment-Requirements and guidelines.
3. ISO 14025:2006 Environmental labels and Declarations-Type III Environmental Declarations-Principles and procedures.
4. EN 15804:2012+A2:2019/AC:2021- Sustainability of construction works - Environmental product declarations - Core rules for the product category of construction products.
5. EPD International. General Program Instructions (GPI) for the International EPD® System (version 5.0.1) <http://www.environdec.com/>.
6. The International EPD System PCR 2019:14 Construction products and Construction services. Version 2.0.1
7. EN 998-1:2016 Specification for mortar for masonry Rendering and plastering mortar
8. EN 15941 Sustainability of construction works - Data quality for environmental assessment of products and construction work - Selection and use of data
9. C-PCR: 2019:14-c-PCR-017 Technical-chemical products (for construction sector) (c-PCR to PCR 2019:14) adopted from EPD Norway 2022-07-08
10. European Chemical Agency, Candidate List of substances of very high concern for Authorization. <https://echa.europa.eu/candidate-list-table>.
11. 2025\_1 Mortar\_LCA report Sala v3 (PCR 2\_0 EPD Int)